

# *Relazione Economico Finanziaria per l'anno 2014*

*Assemblea Generale  
16 Gennaio 2015*

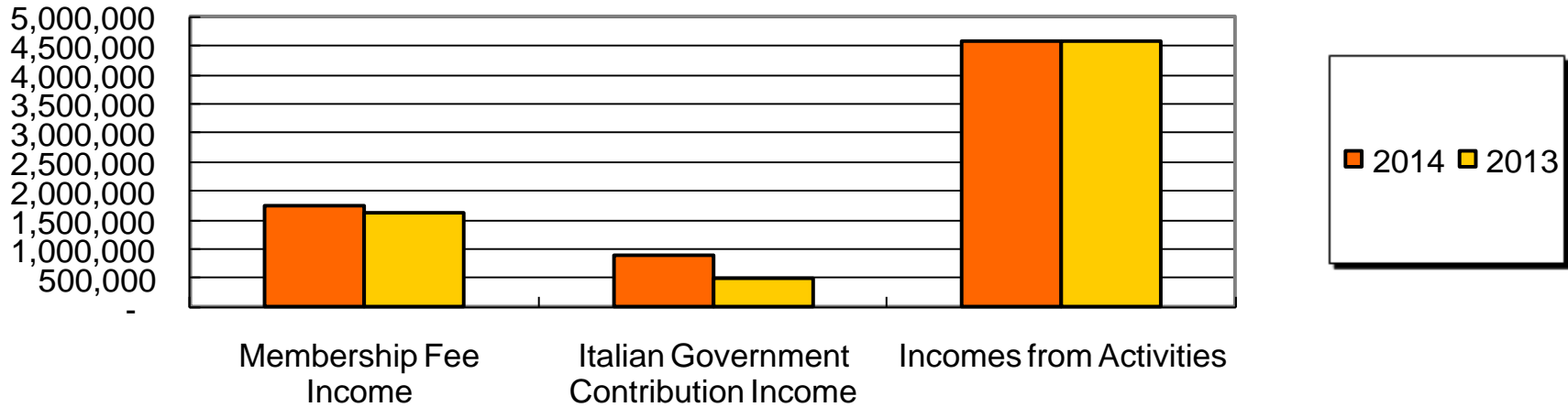


# Incomes by Category

Incomes by Category	Value in RMB at 31.12.2014	Value in RMB at 31.12.2013
Membership Fee Income	1,732,500	1,627,500
Italian Government Contribution Income	876 ,874	489,031
Incomes from Activities	4,580,051	4,591,443
Non-operating income	0	9,165
<b>Total income</b>	<b>7,189,425</b>	<b>6,717,139</b>

# Incomes by Category

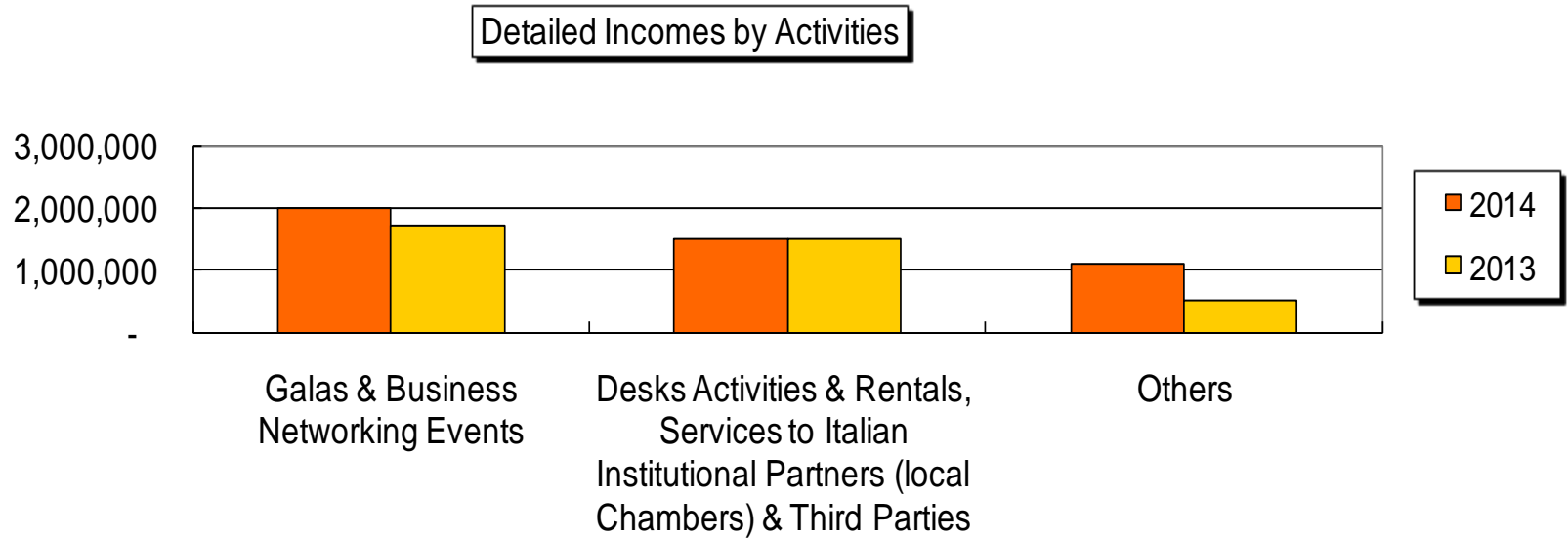
Income by category



# Detailed Incomes by Activities

<b>Detailed Incomes by Activities</b>	<b>2014</b>	<b>2013</b>
Galas & Business Networking Events	1,858,192	2,006,252
Desks Activities & Rentals, Services to Italian Institutional Partners (local Chambers) & Third Parties	1,381,302	1,494,500
Advertisement Services	30,260	44,750
Education & Training	242,081	39,320
Seminars & Conferences	186,087	227,584
Information & Consulting Services	882,229	779,038
Other Income	-	-
<b>Income from activities</b>	<b>4,580,451</b>	<b>4,591,443</b>

# Detailed Incomes by Activities

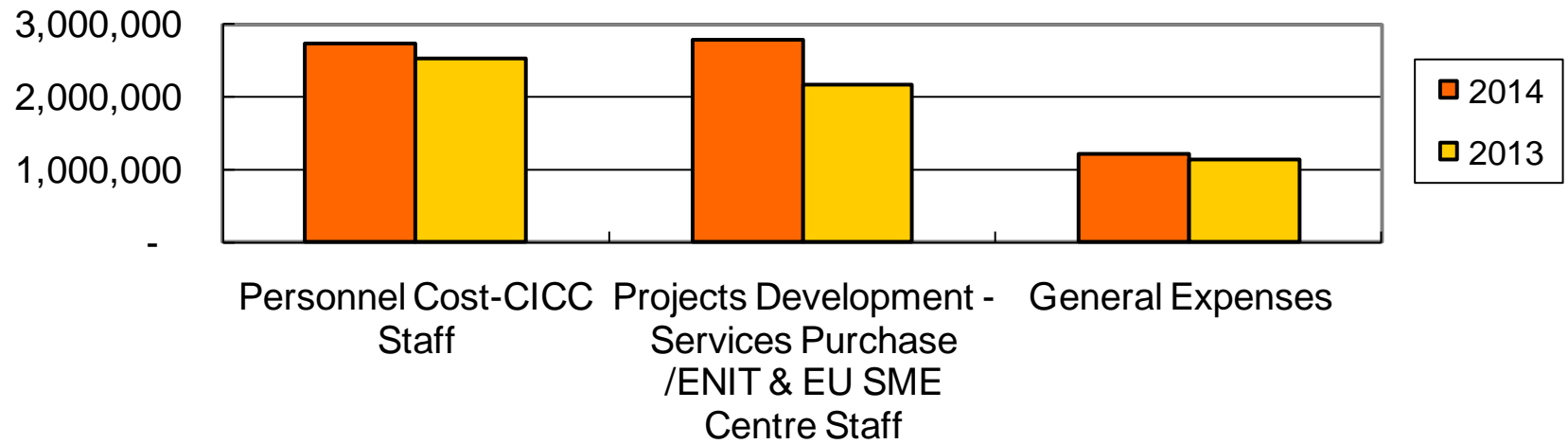


# Detailed Expenses by Category

Detailed Expenses by Category	Value in RMB at 31.12.2014	Value in RMB at 31.12.2013
Personnel Cost-CICC Staff	2,737,112	2,535,894
Projects Development - Services Purchase /ENIT & EU SME Centre Staff	2,796,432	2,176,688
General Expenses	1,215,031	1,139,527
Others	245,033	22,752
<b>Total costs</b>	<b>6,993,608</b>	<b>5,874,861</b>

# Detailed Expenses by Category

Detailed Expenses by Activities



# Net Income for the Year

<b>Net Income for the Year</b>	<b>2014</b>	<b>2013</b>
Total income	7,189,425	6,717,139
Total cost	6,993,608	5,874,861
Business tax for the year	236,665	257,121
<b>Net income for the year</b>	<b>-40,848</b>	<b>585,156</b>



# Balance Sheet: current assets

<b>Current Assets</b>	<b>2014</b>	<b>2013</b>
Cash on hand	149,359	119,999
Cash in Bank	5,596,896	6,930,128
Accounts Receivables	991,654	1,121,494
<i>*Contribution from Italian Gov.</i>	<i>515,967</i>	<i>489,031</i>
<i>*Clients</i>	<i>475,687</i>	<i>632,463</i>
Other Receivables	179,863	163,487
Advance to suppliers	172,131	111,168
Interest receivables	0.00	0.00
Fixed assets-NBV	778,064	99,881.24
<b>Total Assets</b>	<b>7,867,967</b>	<b>8,546,157</b>

# Balance Sheet: current liabilities

<b>Current liabilities</b>	<b>2014</b>	<b>2013</b>
Account Payables	0.00	0.00
Other Payables	23,978	243,358
Accrued Expenses	65,382	251,693
Advances from Memberships	502,500	658,256
Advances for future activities	0.00	0.00
Accrued Payroll	68,650	65,000
Taxes Payable	58,698	138,243
Undistributed profit	7,148,759	7,189,607
<b>Total Liabilities and Owner's Equity</b>	<b>7,867,967</b>	<b>8,546,157</b>

# Balance Sheet

## 2014 vs 2013

