

Relazione Economico Finanziaria per l'anno 2012

*Assemblea Generale
Ambasciata d'Italia, Istituto Italiano di Cultura
Pechino
25 Marzo 2013*

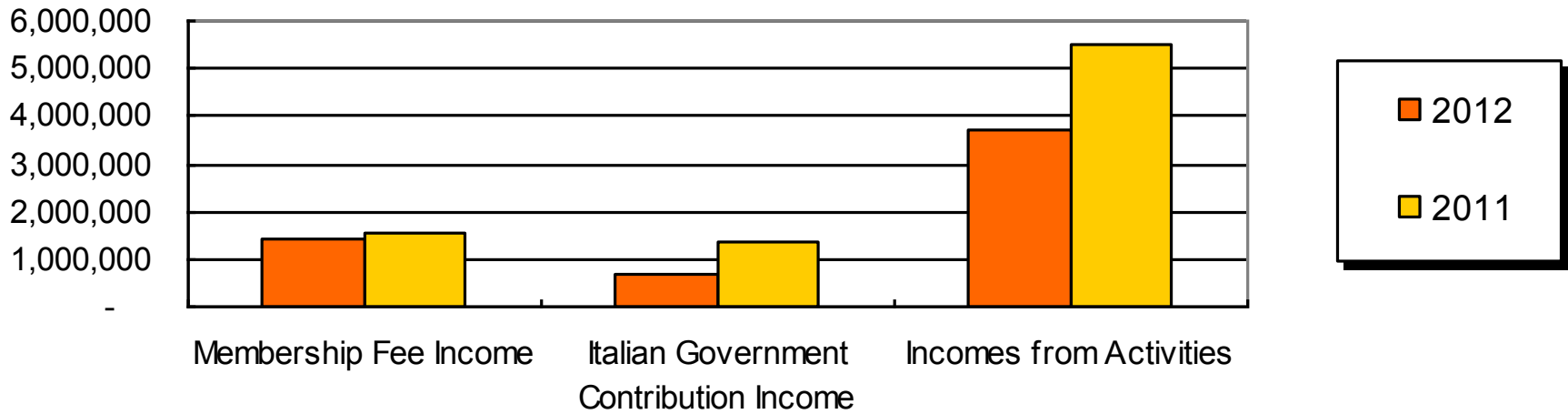


Incomes by Category

Incomes by Category	Value in RMB at 31.12.2012	Value in RMB at 31.12.2011
Membership Fee Income	1,442,500	1,530,000
Italian Government Contribution Income	691,195	1,370,299
Incomes from Activities	3,724,268	5,475,955
Non-operating income	10,919	30
Total income	5,868,881	8,376,284

Incomes by Category

Income by category

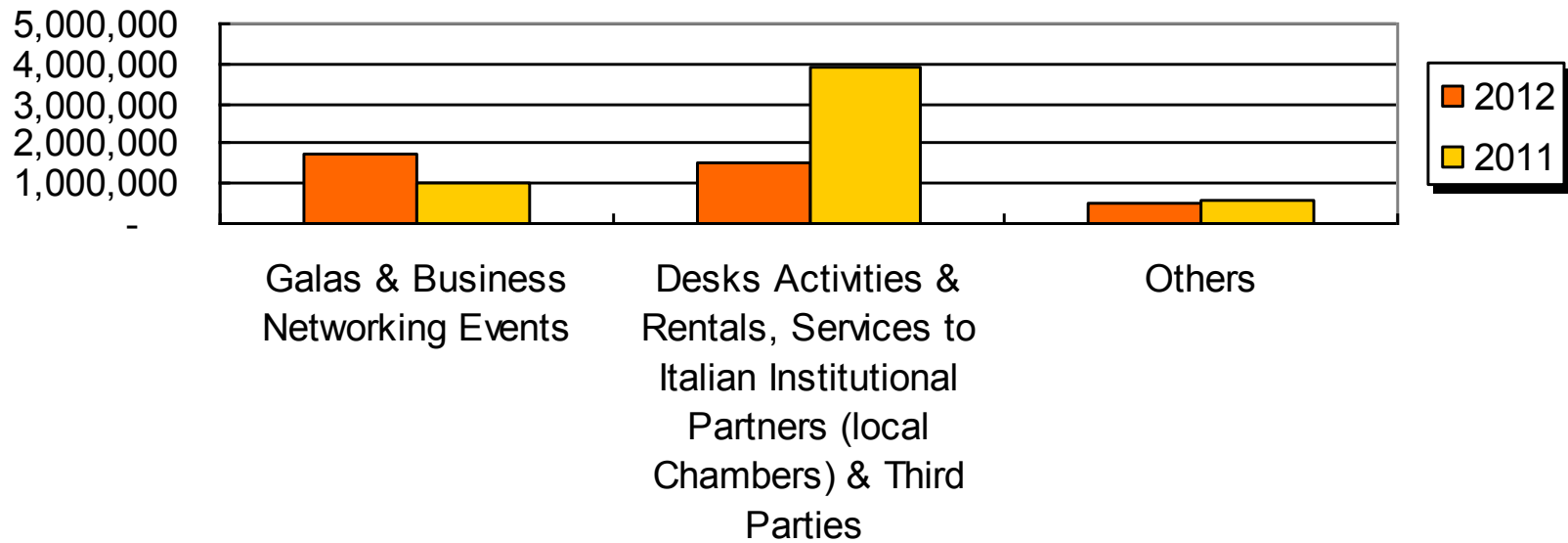


Detailed Incomes by Activities

Detailed Incomes by Activities	2012	2011
Galas & Business Networking Events	1,711,610	1,024,787
Desks Activities & Rentals, Services to Italian Institutional Partners (local Chambers) & Third Parties	1,488,567	3,882,936
Advertisement Services	103,782	122,732
Education & Training	88,434	67,690
Seminars & Conferences	123,544	112,421
Information & Consulting Services	208,331	265,189
Other Income	-	200
Income from activities	3,724,268	5,475,955

Detailed Incomes by Activities

Detailed Incomes by Activities

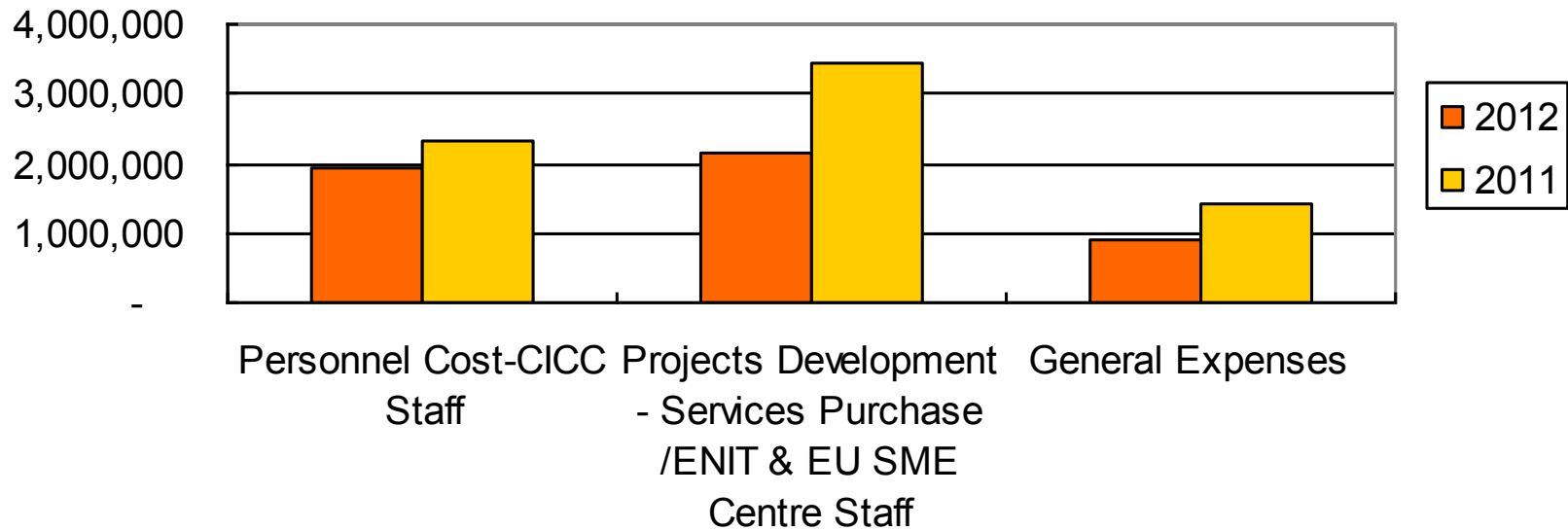


Detailed Expenses by Category

Detailed Expenses by Category	Value in RMB at 31.12.2012	Value in RMB at 31.12.2011
Personnel Cost-CICC Staff	1,922,435	2,313,847
Projects Development - Services Purchase /ENIT & EU SME Centre Staff	2,157,189	3,427,435
General Expenses	915,907	1,414,613
Financial Expenses	114,174	187,802
Total costs	5,109,705	7,343,697

Detailed Expenses by Category

Detailed Expenses by Activities



Net Income for the Year

Net Income for the Year	2012	2011
Total income	5,868,881	8,376,284
Total cost	5,109,705	7,343,697
Business tax for the year	208,559	309,283
Net income for the year	550,617	723,303

Balance Sheet: current assets

Current Assets	2012	2011
Cash on hand	75,094	85,690
Cash in Bank	6,231,668	4,793,431
Accounts Receivables	1,317,155	1,905,610
<i>*Contribution from Italian Gov.</i>	<i>691,195</i>	<i>1,037,372</i>
<i>*Clients</i>	<i>625,960</i>	<i>868,237</i>
Other Receivables	116,207	113,857
Advance to suppliers	33,388	43,651
Interest receivables	49,857	
Fixed assets-NBV	167,263	250,404
Total Assets	7,990,631	7,192,643

Balance Sheet: current liabilities

Current liabilities	2012	2011
Account Payables	86,774	17,247
Other Payables	207,424	316,877
Accrued Expenses	251,693	159,299
Advances from Memberships	630,964	447,550
Advances for future activities	46,255	24,304
Accrued Payroll	69,030	66,600
Taxes Payable	94,040	106,932
Undistributed profit	6,604,452	6,053,835
Total Liabilities and Owner's Equity	7,990,631	7,192,643

Audited Balance Sheet

2012 vs 2011

Audited Balance Sheet 2012 vs 2011

